

# TLT 1500

Lift Tables - Vertical Double & Triple

## Specifications, TLT 1500


Model	TLT 1500
Art. no.	600851
Capacity	1500 kg
Lift stroke	2400 mm
Closed height	500 mm
Length	1300 mm
Width	800 mm
Lifting time	60 sec
kW	1,50 kW
Weight pack. incl.	525 kg



## Accessories, TLT 1500

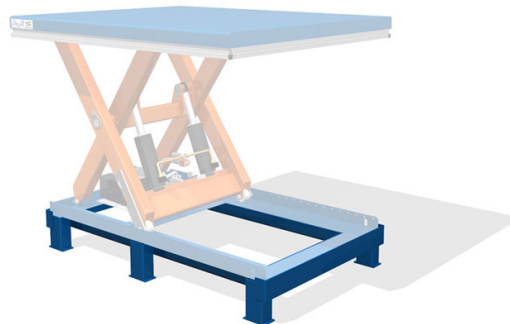
### Wheel chassis

Provided with wheels the lift platform becomes a mobile. The trolley frame consists of two swivel braked caster wheels and two fixed wheels.



### Truck handling chassis

Enables the lift table to be easily transported with a forklift or hand pallet truck.



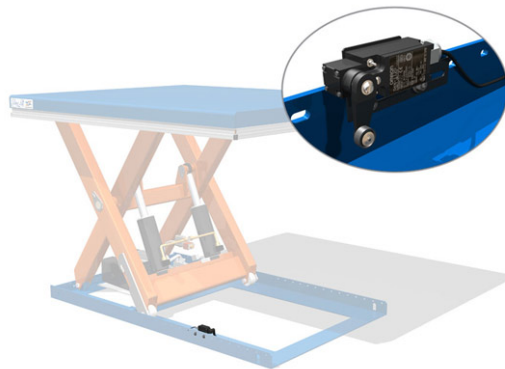
## Tear plate platform

The tear plate platform minimizes the risk for cargo to slip from the table surface. The tear plate platforms are recommended for tables located outdoors.




## Limit switch

Stops lift at pre-set height, fully adjustable.



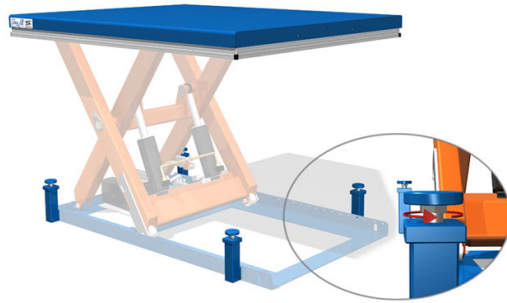
## Loadflap manual

For bridging the gap between the lift table and loading dock or vehicle. Manually operated. This option is mainly used on lorry loaders.



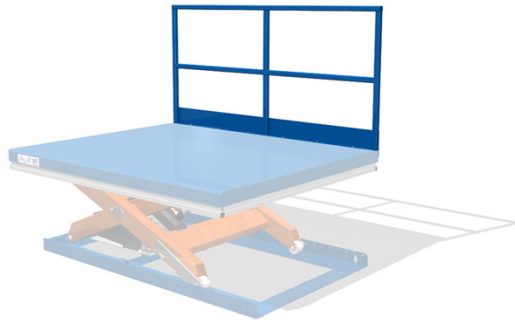
## Mechanical stops

Used to fix and remove load from the table when it is driven over in the bottom position and when adjusting the height to meet roller belts.



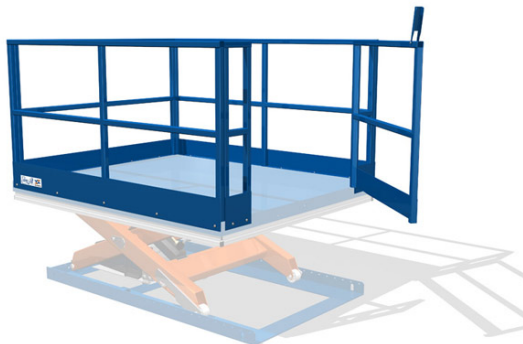
## Guard rail

A 1100 mm high rail with a mid-rail and a 150 mm high toe kick-plate is a recommended option when the lift table is used by persons or as a goods lift between levels.



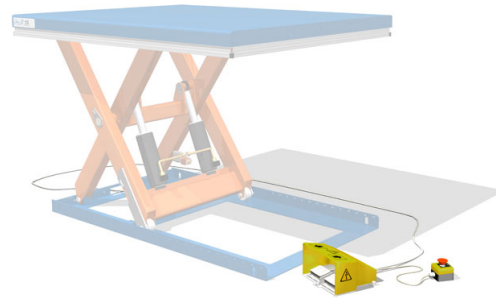
## Guard rail with gate

It is usually combined with the barrier rails and can be supplied with either electrical or mechanical locking or both.



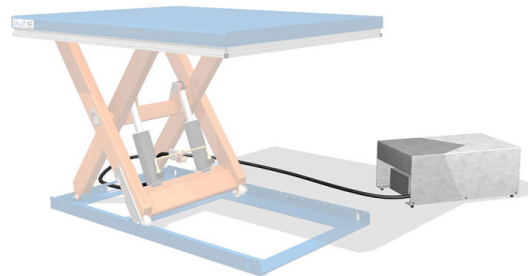
## Foot control unit

A very good solution when you must have both hands free.




## External power pack with steel cover

Provides extra protection in exposed environments. Also provides protection if there is a risk for falling objects hitting the power pack.



## Lifting eyebolts

Makes installation, transportation easier and safer. Some units require a larger platform. \*Some units require a larger platform.



## Turntable circular

Recessed or integrated in the lift table top. Turntable recessed into a secondary table top, fitted to the main scissor lift platform.




## Turntable rectangular

Fitted on the lift table top and includes an inductive sensor to avoid trapping risks. Rectangular surface bolted to the main scissor lift platform. The unit has safety spacing and electro-interlocked to the lift travel to reduce the risk of trapping an operator.



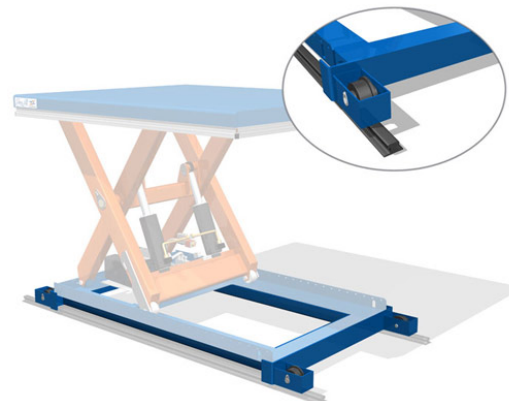
## Roller conveyor

Roller conveyor or another conveyor type is often utilised in production systems where different levels need to be reached. \*Always state the goods length and weight for the best solution.



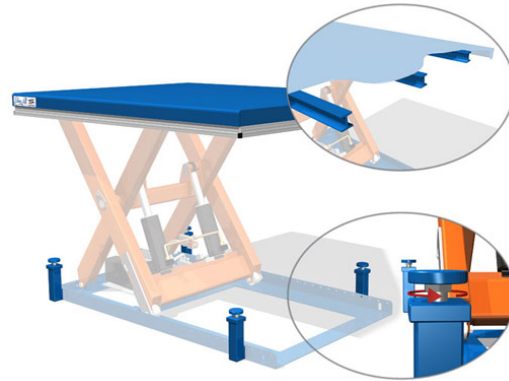
## Rail running chassis

Level differences in a track bound transportation system can be simply eliminated by utilising a flange wheel base frame. This equipment can be supplied with or without powered drive unit. The easiest way to cope with a difference in level in a track bound transportation system is to equip a lifting table with flanged wheels. The base can be an unpowered bogie or can be fitted with a drive unit for self-propulsion.



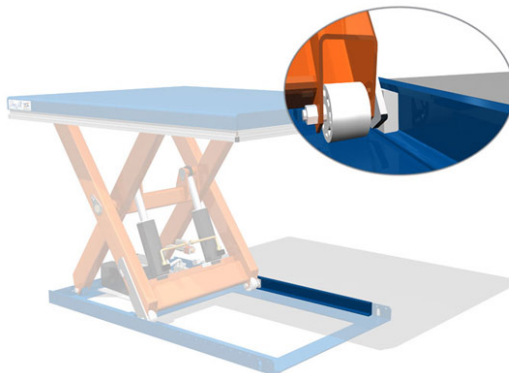
## Reinforced platform

Gives additional support to the table. Also includes mechanical stops in baseframe.



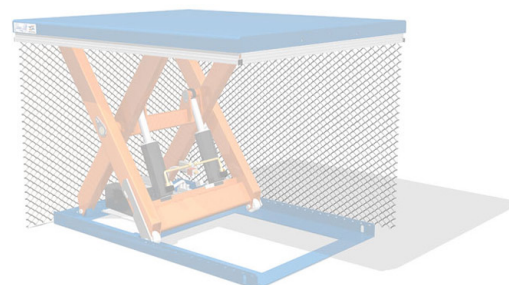
## Tipping protection

Helps to stabilize the lift table. Minimizes the risk for the lift table to hinge upward. \*Is recommended if the platform extension is over 10 %




## Protective wire mesh

Protects the table from dust, dirt and debris in exposed environments. The lift table can be enclosed in a chain mesh curtain to reduce the risk of injury or entrapment. The chain mesh curtain is also a useful protection against mechanical damage. \*All protective mesh/skirts requires a table extension +150 mm LxB.



## Protective skirt

The skirt are suitable for weather proofing the equipment in an outdoor environment. \*All protective mesh/skirts requires a table extension +150 mm LxB.



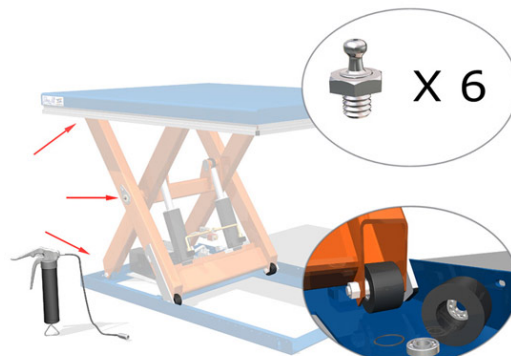
## Inspection hatch

Provides access to the powerpack when the lift table is fully closed.




## Heavy duty execution

Fitted with additional features for tables intended for intensive operation.



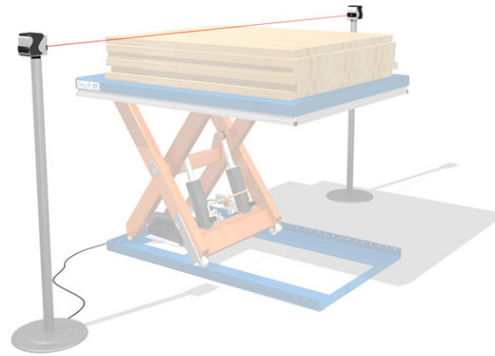
## Chequered aluminium platform

Non slip, non rust surface.



## Fotocells

Automatic lifting and lowering of the lift table.



## Packaging

In a rigid and durable wooden casing, in order to allow multiple handling and a safe arrival of the goods. Our product packaging is also available in a "classified version" in compliance with ISPM 15.



## Lift Tables - Vertical Double & Triple

By equipping a scissor lift table with a number of scissor arms assembled vertically on top of each other, the user gets access to a higher height range compared to what is possible with a single scissor lift table.

EdmoLift's vertical double and triple scissor lift tables can be used as working platforms, pallet stackers, work tables, lifts and lifts for disabled persons, to name a few applications. Compared to a traditional lift solution, EdmoLift's vertical double and triple scissor lift tables provide a rational and cost effective solution.

With a variety of designs and models, load capacity of between 200 kilo and 5 metric tons and a lift range from 1170 mm to 5900mm, we offer a very large selection. The lift tables are available in different colours, with a range of different accessories or control units - all tailored to the needs and requirements of the customer. Most models are even available in heavy duty versions if intensive operation is planned for them.

Greater functionality can be achieved with the help of various accessories. A few examples of accessories for this product group are various chassis frames, guard rails, gates, loading flaps, limit switches, as well as different types of control unit.

Before deciding which model and design is required consider all conditions. Most models for intensive use can be manufactured in HD-version. The technical data for each model can be found on this site.

## Product features

- Lift table load capacity max 5000 kg.
- Lift table platform length from 900 mm to 5000 mm for the standard design.
- Lift range max 5900 mm.
- Comprehensive accessory program with possibilities for tailor-made customer solutions.
- Complies with European safety standard EN 1570-1 - CE certified.
- 24 V DC control unit and operating device with deadman's switch.
- IP54 approved electrical system.
- Safety spacing between all moving parts of the lift table.
- Overload protection.
- Adjustable trap prevention safety trip bars on all four sides of the platform.
- Lift tables is equipped with hose burst valves and mechanical locks for servicing and maintenance.
- Maintenance-free bearing surface.
- PLC control for easy adaptation for individual requirements.
- User manual in 20 different languages.