

# Lorry Loader Lift Tables, TTV 4B

EdmoLift's Lorry Loader is developed to be used on loading platforms for the loading and unloading of vehicles.

The Lorry Loader evens out the difference in level between the vehicle and the permanent loading platform. The Lorry Loader is designed and equipped to handle the great stresses that result when lorries and other vehicles pass over it.

The standard model of Lorry Loader is equipped with: 8 mm tear plate platform, Mechanical stops in the base frame reinforcement in the lift table which allows for a wheel pressure of 2 metric tons driving over it while in the closed position. Reinforcement that can withstand up to 6 metric tons of wheel pressure is available. Included as standard.

The lift tables are available in different colours, with a range of different accessories or control units - all tailored to the needs and requirements of the customer. Even more functionality can be achieved with the addition of various accessories.

A few examples of these are the remote hydraulic unit, upper limit position, loading flap, self-supporting base frame, rollback stop, inspection cover, guard rails and gates.

## Product features

- Lift table load capacity max 4000 kg.
- Lift table length from 2500 mm to 3000 mm for the standard design.
- Comprehensive accessory program with possibilities for tailor-made customer solutions.
- Complies with European safety standard EN 1570 - CE certified.
- 24 V DC control unit and operating device with deadman's switch.
- IP54 approved electrical system.
- Safety spacing between all moving parts of the lift table.
- Overload protection.
- Adjustable trap prevention safety trip bars on all four sides of the platform.
- The Lift table is equipped with hose burst valves and mechanical locks for service and maintenance.
- Maintenance-free bearing surface.
- PLC control for easy adaptation for particular requirements.
- User manual in 20 different languages.

## Specifications, TTV 4B

Model	TTV 4B
Art. no.	36297
Capacity	4000 kg
Lift stroke	1600 mm
Closed height	464 mm
Length	2500 mm
Width	2000 mm
Lifting time	27 sec
Lifting time mm/sec	59 mm/sec
Power	3,00 kW

# Lorry Loader Lift Tables, TTV 4B

Weight pack. incl.

1525 kg

## Lorry Loader Lift Table, TTV 4B

### Truck handling chassis

Enables the lift table to be easily transported with a forklift or hand pallet truck.



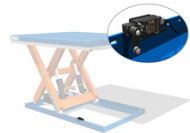
### Tear plate platform

The tear plate platform minimizes the risk for cargo to slip from the table surface. The tear plate platforms are recommended for tables located outdoors.



### Limit switch

Stops lift at pre-set height, fully adjustable.




### Loadflap manual

For bridging the gap between the lift table and loading dock or vehicle. Manually operated. This option is mainly used on lorry loaders.



### Loadflap hydraulic

For bridging the gap between the lift table and loading dock or vehicle. Hydraulic operated. This option is mainly used on lorry loaders.



### Mechanical stops

For installations where the platform is flush with the floor or ground in the raised position, the table can be equipped with heavy-duty bolts capable of withstanding severe loading.



### Guard rail

A 1100 mm high rail with a mid-rail and a 150 mm high toe kick-plate is a recommended option when the lift table is used by persons or as a goods lift between levels.



# Lorry Loader Lift Tables, TTV 4B

## Guard rail with gate

It is usually combined with the barrier rails and can be supplied with either electrical or mechanical locking or both.



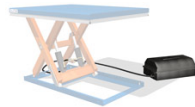
## Foot control unit

A very good solution when you must have both hands free.



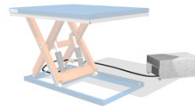
## External powerpack in plastic cover

Fully protected, a remote power pack makes access for servicing easy.



## External power pack with steel cover

Provides extra protection in exposed environments. Also provides protection if there is a risk for falling objects hitting the power pack.



## Lifting eyebolts

Makes installation, transportation easier and safer. Some units require a larger platform. \*Some units require a larger platform.



## Turntable circular

Recessed or integrated in the lift table top. Turntable recessed into a secondary table top, fitted to the main scissor lift platform.




## Turntable rectangular

Fitted on the lift table top and includes an inductive sensor to avoid trapping risks. Rectangular surface bolted to the main scissor lift platform. The unit has safety spacing and electro-interlocked to the lift travel to reduce the risk of trapping an operator.




## Roller conveyor

Roller conveyor or another conveyor type is often utilised in production systems where different levels need to be reached. \*Always state the goods length and weight for the best solution.



## Ramp on shortside


Free standing, smooth surface. Ensure gradient is suitable for your load.



# Lorry Loader Lift Tables, TTV 4B

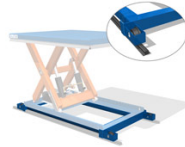
## Ramp on longside

Free standing, smooth surface. Ensure gradient is suitable for your load.



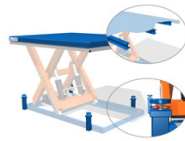
## Rail running chassis

Level differences in a track bound transportation system can be simply eliminated by utilising a flange wheel base frame. This equipment can be supplied with or without powered drive unit. The easiest way to cope with a difference in level in a track bound transportation system is to equip a lifting table with flanged wheels. The base can be an unpowered bogie or can be fitted with a drive unit for self-propulsion.



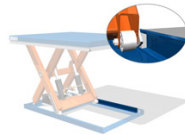
## Reinforced platform

Gives additional support to the table. Also includes mechanical stops in baseframe.



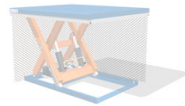
## Tipping protection

Helps to stabilize the lift table. Minimizes the risk for the lift table to hinge upward. \*Is recommended if the platform extension is over 10 %




## Protective wire mesh

Protects the table from dust, dirt and debris in exposed environments. The lift table can be enclosed in a chain mesh curtain to reduce the risk of injury or entrapment. The chain mesh curtain is also a useful protection against mechanical damage. \*All protective mesh/skirts requires a table extension +150 mm LxB.



## Protective bellow

The bellows are suitable for weather proofing the equipment in an outdoor environment. \*All protective mesh/skirts requires a table extension +150 mm LxB.



## Protective skirt

The skirt are suitable for weather proofing the equipment in an outdoor environment. \*All protective mesh/skirts requires a table extension +150 mm LxB.



# Lorry Loader Lift Tables, TTV 4B

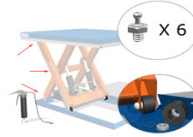
## Inspection hatch

Provides access to the powerpack when the lift table is fully closed.



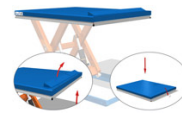
## Heavy duty execution

Fitted with additional features for tables intended for intensive operation.




## Auto raising stop

Designed to prevent accidental roll off from the platform when the table starts to elevate. \*Demands extension of the platform length +150mm.



## Chequered aluminium platform

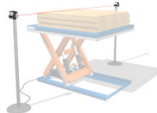
Non slip, non rust surface.



## Mechanical locks in platform



## Fotocells



## Packaging

In a rigid and durable wooden casing, in order to allow multiple handling and a safe arrival of the goods. Our product packaging is also available in a "classified version" in compliance with ISPM 15.

