

# Horizontal Double Scissor Lift Tables, TLH 2000

To handle goods that are both heavy and long you require a lift table with special properties. With EdmoLift's horizontal double scissor lift tables you have the solution at hand. The lift platform is equipped with a combination of two pairs of EdmoLift scissors to obtain the desired lift range and length of the lift table. Lift manoeuvres of the two pairs of scissors are mechanically controlled to achieve a parallel lift operation.

EdmoLift's horizontal double scissor lift tables makes it possible to handle bulky goods in a safe and effective way. With a variety of performances and models we offer a very wide range. The load capacity is between two and ten metric tons, the lift range varies between 820 mm and 2000 mm and the size of the lift table can be as large as 6200 x 1500 mm.

The lift table can be supplied in a variety of different colours designed specifically to suit the wishes of the customer, with a host of accessories and control alternatives. A number of models are available in a more hardwearing format especially suited to intensive operations. Functionality of the product can be increased by way of various accessories such as a mechanical stop and a foot control.

## Product features

- Lift table load capacity max 10 000 kg.
- Lift table platform length from 2600 mm to 6200 mm as a standard model.
- Comprehensive program of accessories and possibilities for customizing the lift tables.
- Complies with European safety standard EN 1570 - CE certified.
- 24 V DC control unit and operating device with deadman's switch.
- IP54 approved electrical system.
- Safety spacing between all moving parts of the lift table.
- Overload protection.
- Adjustable trap prevention safety trip bars on all four sides of the platform.
- The lift table is equipped with hose burst valves and mechanical locks for servicing and maintenance.
- Maintenance-free bearing surface.
- PLC control with possibility to program various functions is included for the standard model. PLC control enables customization for specific requirements.
- User manual in 20 different languages.

## Specifications, TLH 2000

Model	TLH 2000
Art. no.	32930
Capacity	2000 kg
Lift stroke	820 mm
Closed height	180 mm
Length	2600 mm
Width	800 mm
Lifting time	30 sec
Power	0,75 kW
Weight pack. incl.	350 kg

# Horizontal Double Scissor Lift Tables, TLH 2000

## Horizontal Double Scissor Lift Table, TLH 2000

### Truck handling chassis

Enables the lift table to be easily transported with a forklift or hand pallet truck.




### Tear plate platform

The tear plate platform minimizes the risk for cargo to slip from the table surface. The tear plate platforms are recommended for tables located outdoors.



### Limit switch

Stops lift at pre-set height, fully adjustable.




### Loadflap manual

For bridging the gap between the lift table and loading dock or vehicle. Manually operated. This option is mainly used on lorry loaders.



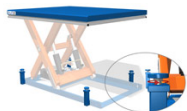
### Loadflap hydraulic

For bridging the gap between the lift table and loading dock or vehicle. Hydraulic operated. This option is mainly used on lorry loaders.



### Mechanical stops

For installations where the platform is flush with the floor or ground in the raised position, the table can be equipped with heavy-duty bolts capable of withstanding severe loading.



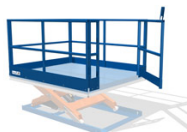
### Guard rail

A 1100 mm high rail with a mid-rail and a 150 mm high toe kick-plate is a recommended option when the lift table is used by persons or as a goods lift between levels.



### Guard rail with gate

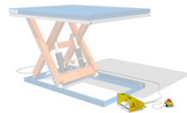
It is usually combined with the barrier rails and can be supplied with either electrical or mechanical locking or both.



# Horizontal Double Scissor Lift Tables, TLH 2000

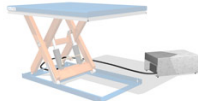
## Foot control unit

A very good solution when you must have both hands free.



## External power pack with steel cover

Provides extra protection in exposed environments. Also provides protection if there is a risk for falling objects hitting the power pack.



## Lifting eyebolts

Makes installation, transportation easier and safer. Some units require a larger platform. \*Some units require a larger platform.



## Turntable circular

Recessed or integrated in the lift table top. Turntable recessed into a secondary table top, fitted to the main scissor lift platform.



## Turntable rectangular

Fitted on the lift table top and includes an inductive sensor to avoid trapping risks. Rectangular surface bolted to the main scissor lift platform. The unit has safety spacing and electro-interlocked to the lift travel to reduce the risk of trapping an operator.



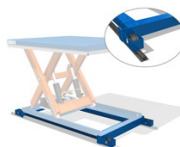
## Roller conveyor

Roller conveyor or another conveyor type is often utilised in production systems where different levels need to be reached. \*Always state the goods length and weight for the best solution.



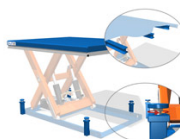
## Rail running chassis

Level differences in a track bound transportation system can be simply eliminated by utilising a flange wheel base frame. This equipment can be supplied with or without powered drive unit. The easiest way to cope with a difference in level in a track bound transportation system is to equip a lifting table with flanged wheels. The base can be an unpowered bogie or can be fitted with a drive unit for self-propulsion.



## Reinforced platform


Gives additional support to the table. Also includes mechanical stops in baseframe.



# Horizontal Double Scissor Lift Tables, TLH 2000

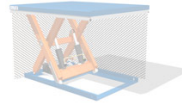
## Tipping protection

Helps to stabilize the lift table. Minimizes the risk for the lift table to hinge upward. \*Is recommended if the platform extension is over 10 %




## Protective wire mesh

Protects the table from dust, dirt and debris in exposed environments. The lift table can be enclosed in a chain mesh curtain to reduce the risk of injury or entrapment. The chain mesh curtain is also a useful protection against mechanical damage. \*All protective mesh/skirts requires a table extension +150 mm LxB.



## Protective bellows

The bellows are suitable for weather proofing the equipment in an outdoor environment. \*All protective mesh/skirts requires a table extension +150 mm LxB.



## Protective skirt

The skirt are suitable for weather proofing the equipment in an outdoor environment. \*All protective mesh/skirts requires a table extension +150 mm LxB.



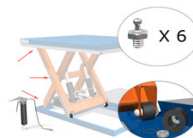
## Inspection hatch

Provides access to the powerpack when the lift table is fully closed.



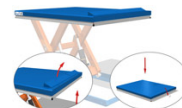
## Heavy duty execution

Fitted with additional features for tables intended for intensive operation.




## Auto raising stop

Designed to prevent accidental roll off from the platform when the table starts to elevate. \*Demands extension of the platform length +150mm.



## Chequered aluminium platform

Non slip, non rust surface.



# Horizontal Double Scissor Lift Tables, TLH 2000

## Mechanical locks in platform



## Fotocells



## Packaging

In a rigid and durable wooden casing, in order to allow multiple handling and a safe arrival of the goods. Our product packaging is also available in a "classified version" in compliance with ISPM 15.

